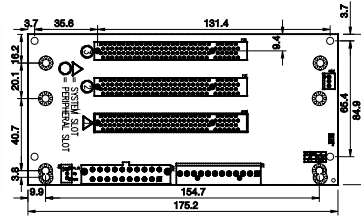



# Backplanes

## PCI (Half-size) Passive Backplane

### PBPCI-3SA



Unit: mm

System	PCI	ISA	PISA
Single	3	0	0

#### Dimensions

175.2 x 84.9 mm (6.8" x 3.3")

#### Work with Industrial Chassis

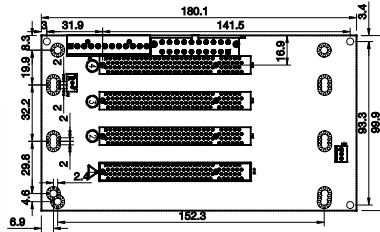

IEC-7301 (Page 127)

#### Work with SBC

Half-size series; PCI Bus SBC

(Page 72)

### PBPCI-4SA



Unit: mm

System	PCI	ISA	PISA
Single	4	0	0

#### Dimensions

180.1 x 99.9 mm (7.1" x 3.9")

#### Work with Industrial Chassis

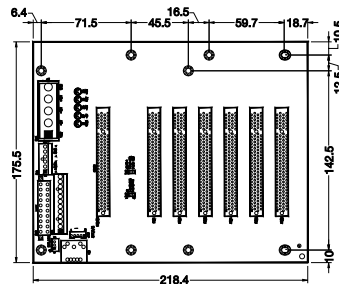
IEC-7401 (Page 128)

#### Work with SBC

Half-size series; PCI Bus SBC

(Page 72)

### PBPCI-6SA



Unit: mm

System	PCI	ISA	PISA
Single	7	0	0

#### Dimensions

218.4 x 175.5 mm (8.5" x 6.9")

#### Work with Industrial Chassis

IEC-7801 (Page 130)

#### Work with SBC

Half-size series; PCI Bus SBC

(Page 72)