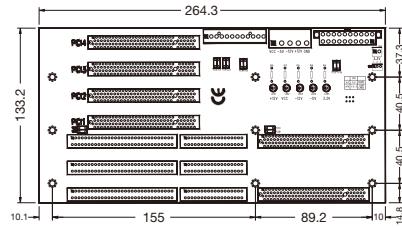


# Backplanes

## PICMG 1.0 (Full-size PCI/ISA) Passive Backplane

### PBPI-6SA



Unit: mm

#### System PICMG PCI ISA

Single 2 4 1

#### Dimensions

264.3 x 133.2 mm (10.4" x 5.3")

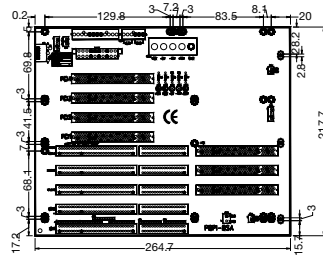
#### Work with Industrial Chassis

IEC-761 (Page 133)

#### Work with SBC

Full-size series (Page 72)

### PBPI-8SA



Unit: mm

#### System PICMG PCI ISA

Single 2 4 3

#### Dimensions

264.7 x 217.7 mm (10.4" x 8.6")

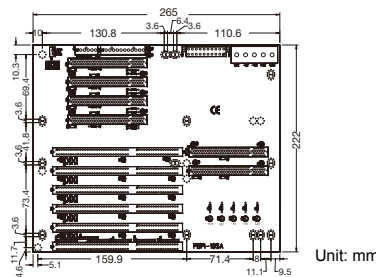
#### Work with Industrial Chassis

IEC-780A (Page 134)

#### Work with SBC

Full-size series (Page 72)

### PBPI-10SA



Unit: mm

#### System PICMG PCI ISA

Single 2 4 4

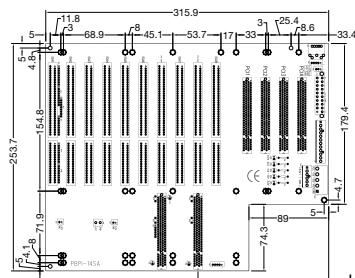
#### Dimensions

265 x 222 mm (10.4" x 8.7")

#### Work with SBC

Full-size series (Page 72)

### PBPI-14SA



Unit: mm

#### System PICMG PCI ISA

Single 2 4 8

#### Dimensions

315.9 x 253.7 mm (12.4" x 10")

#### Work with Industrial Chassis

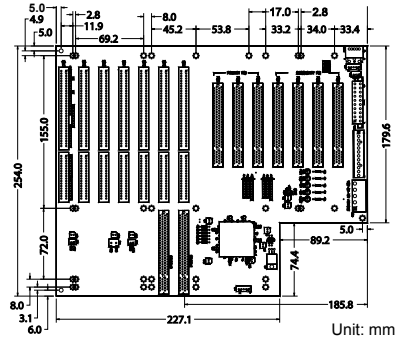

IEC-822B (Page 132)

#### Work with SBC

Full-size series (Page 72)

## PICMG 1.0 (Full-size PCI/ISA) Backplane

### PBPX-14P7



\* PICMG 1.0 Compliant

System	PICMG	PCI	ISA
Single	2	7	5

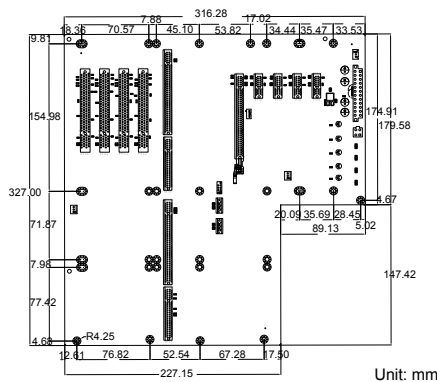
**Dimensions**  
316.2 x 254 mm (12.4" x 10")

**Work with Industrial Chassis**  
IEC-822B (Page 132)

**Work with SBC**  
Full-size series (Page 72)

## PICMG1.3 (Full-size SHB) Passive Backplane

### PBPE-10SA



\* PICMG 1.3 Compliant

System	PCIe x16	PCIe x1	PCI
Single	1	4	4

**Dimensions**  
316.28 x 327 mm (12.45" x 12.87")

**Power Input Connector**  
1 x 24-pin ATX power connector  
1 x 4-pin 12V power connector

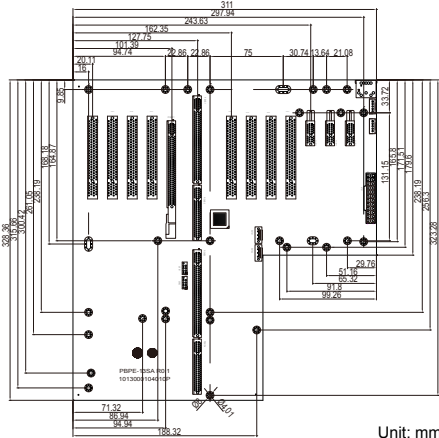
**USB Connector**  
2 x USB 2.0 ports

**Storage Interface**  
2 x SATAII

**Work with Industrial Chassis**  
IEC-822 Chassis (Page 132)

**Work with SBC**  
Full-size HiCORE-i945A, HiCORE-i67Q2

### PBPE-13SA



\* PICMG 1.3 Compliant

System	PCIe x16	PCIe x1	PCI
Single	1	3	8

**Dimensions**  
311 x 327 mm (12.24" x 12.87")

**Power Input Connector**  
1 x 24-pin ATX power connector

**USB Connector**  
4 x USB 2.0 ports

**Storage Interface**  
2 x SATAII

**Work with Industrial Chassis**  
IEC-822 Chassis (Page 132)

**Work with SBC**  
Full-size HiCORE-i945A, HiCORE-i67Q2