



# FPC-9002-P6

## Machine Vision Controller with Intel® 6<sup>th</sup> & 7<sup>th</sup> Generation Core™ Processor with 6 GbE PoE



### Features

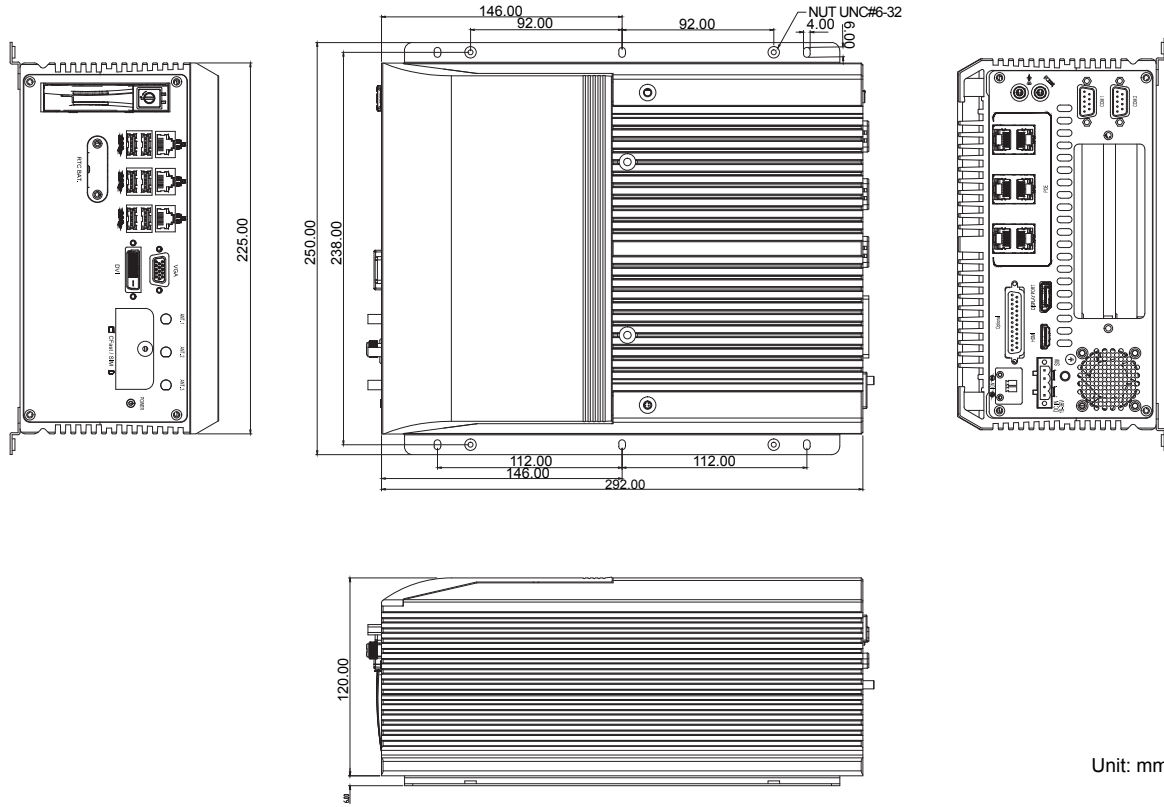
- Wide Range DC power input (19~36V)
- DP x1+HDMI x 1 +VGA x1+DVI x1 (supporting 3 independent display)
- Power on/off delay control/ Configurable ignition power control
- TPM2.0 support
- RTC Battery service windows support
- Two-mPCIe for Optional WiFi/3G/4G/GPS or I/O expansion supported
- 2 x SATA SSD ( 1 x removable, 1 x fixed ), supporting RAID 0,1
- Front-accessible I/O support
- SMART FAN control support
- 6 x 802.3af Gigabit PoE ports

System	
CPU	Intel®Xeon® E3/6 <sup>th</sup> & 7 <sup>th</sup> generation Core™ i7/i5/i3 processor in LGA1151 socket
Memory	2 x 260-pin DDR4 SO-DIMM sockets, supporting 2133 MHz SDRAM up to 32GB
Chipset	Intel® C236
Graphics	Integrated Intel® HD Graphics
ATA	2 x Serial ATA ports with 600MB/s HDD transfer rate
LAN Chipset	2 x Intel® WGI211AT PCIe controllers 1 x Intel® WGI219LM PCIe controllers w/ iAMT 6 x Intel® WGI211AT PCIe controllers for PoE
Watchdog Timer	1~255 levels reset
I/O	
Serial Port	2 x RS-232/422/485 configurable
USB Port	6 x USB 3.0/ 2.0 ports Internal USB dongle (Optional)
LAN	3 x RJ-45 ports for GbE 6 x RJ-45 ports for PoE
Video Port	1 x DP 1 x HDMI 1 x DB-15 female connector for Analog RGB 1 x DVI-D female connector for digital video output
Selectable Port	1 x DB25 connector for 1 x DIO (8 in/8 out) port or 1 x LPT port (either one) (default DIO)
Audio	Mic-in/Line-out
Expansion Bus	2 x Mini-card interconnected for optional WiFi/3G/4G/GPS or I/O Expansion 1 x SIM socket 1 x PCIe x16 slot +1 x PCIe x 8 slot (via x 4 lanes) for add-on card

Environmental	
Operating Temp.	-20 ~ 50°C (-4 ~ 122°F), ambient w/ air flow
Storage Temp.	-40 ~ 85°C (-40 ~ 185°F)
Operating Humidity	10 ~ 95% @ 50°C (non-condensing)
Vibration	3 Grms/5~500Hz/random operation w/ SSD
Shock	Operating 40G (11ms), Non-operating 60G with SSD
Qualification	
Certification	CE, FCC Class A
Power Requirement	
Power Input	DC 19~36V input ( w/ 4-pin DC input terminal block, combining remote power on/off switch
Ignition Switch	2-pin terminal block: IGN, GND
Power Consumption	180W (typical)
Storage	
Type	2 x 2.5" drive bays (1 x removable, 1 x fixed ) 1 x CFAST socket, can be outside accessible
Mechanical	
Construction	Aluminum alloy
Mounting	Wall-mount
Weight	7.2kg (15.87 lb)
Dimensions (W x D x H)	225 x 292 x 120mm
OS Support	
Windows 10 IOT ( For 7th Gen Intel CPU)	
Windows 7 / Windows 8.1/ Windows 10 IOT ( For 6th Gen Intel CPU)	
Linux ( Kernel 4.4.x )	
Ordering Information	
FPC-9002-P6	Machine Vision Controller with Intel® 6th & 7th Generation Core™ Processor with 6 x GbE PoE





# Dimensions









Unit: mm

## Optional Accessories

WMK-7000	Wall-mount kit for FPC-7XXX Series	
PAC-180W6C-FSP	180W AC/DC 24V adapter kit	

## Optional Configuration (CTOS\* Kit)

150GB SSD	Intel® 2.5" 150GB SATAIII SSD kit	
WIFI-AT2350	Atheros AR9462 Wi-Fi module w/ 20&30cm internal wires	
ANT-H11	1 x 2dBi HSUPA antenna	
ANT-D11	1 x WiFi dual-band 2.4G/5G antenna	
Core™ i7-7700T	Intel® 7th Gen. Core™ i7-7700T processor, L2/8M, 2.9G	
Core™ i5-7500T	Intel® 7th Gen. Core™ i5-7500T processor, L2/6M, 2.7G	
Core™ i3-7101TE	Intel® 7th Gen. Core™ i3-7101TE processor, L2/3M, 3.4G	
Xeon™ E3-1268L-V5	Intel® 6th Gen Xeon™ E3-1268L processor, L2/8M, 2.4G	
MK-4C-4G/8G/16G	DDR4-2133 4GB/8GB/16GB SDRAM DIMM kit	
FAN-4020	Fan kit (40 x 40 x 20 mm, L=250mm, 2P)	

\*CTOS means Configure-to-Order Service.