
EmETXe-a10R0

COM Express® Compact Type 6 CPU Module Quick Installation Guide

Version 1.0

Form Factor <i>COM Express® Compact Type 6 CPU Module</i>	CPU <i>AMD Ryzen Embedded R1000 R1606G/ R1505G Processor</i>	Memory <i>DDR4 ECC SO-DIMM Sockets</i>
LAN <i>Intel® i210IT PCIe Controller</i>	I/O <i>USB 2.0/ USB 3.0/ SATA/ PCIe x1/ I2C/ DIO</i>	

◆ Technical Support

If you have any technical difficulties, please consult the user's manual first on our website.

<https://www.arbor-technology.com>

Please do not hesitate to call or e-mail our customer service when you still can not find out the answer.

<https://www.arbor-technology.com>

E-mail: info@arbor.com.tw

FCC Class B

This device complies with Part 15 of the FCC Rules. Operation is subject to the following two conditions : (1) this device may not cause harmful interference, and (2) this device must accept any interference received, including interference that may cause undesired operation.

Copyright© 2020 All Rights Reserved.

 
4041100004100P

COM Express supports seven pin-out Type applying to Basic and Extended form factors:


Module Type 1 and 10 support single connector with two rows of pins (220 pins) Module Type 2, 3, 4, 5 and 6 support two connectors with four rows of pins (440 pins) Connector placement and most mounting holes have transparency between Form Factors.

The differences among the Module Type 6 and EmETXe-a10R0 are summarized in table below:

Module Type	Standard Type 6	EmETXe-a10R0
Connectors	2	2
Connector Rows	A, B, C, D	A, B, C, D
PCIe Lanes (Max)	24	10
LAN (Max)	1	1
Serial Ports (Max)	2	2
Digital Display I/F (Max)	3	2
USB 3.0 Ports (Max)	4	2

Packing List

Before you begin installing your single board, please make sure that the following materials have been shipped:



1 x EmETXe-a10R0 COM Express CPU Module



1 x Quick Installation Guide

If any of the above items is damaged or missing, contact your vendor immediately.

Specifications

System	
CPU	Soldered onboard AMD Ryzen R1000 R1606G 2.6GHz(Base)/ 3.5GHz (Turbo) or R1505G 2.4GHz(Base)/ 3.3GHz (Turbo) processor
Memory	2 x DDR4 ECC SO-DIMM sockets, supporting up to 32GB SDRAM
BIOS	AMI UEFI BIOS
Watchdog Timer	1~255 levels reset
I/O	
USB Port	10 x USB ports: - 8 x USB 2.0 ports - 2 x USB 3.1 ports
Serial Port	2 x UART ports (RX/TX only)
Expansion Bus	6 x PCIe x1 lanes 1 x PCIe x4 lane, LPC, SPI
DIO	8-bit Digital Input/Output
Storage	2 x Serial ATA ports with 600MB/s HDD transfer rate
Ethernet Chipset	1 x Intel® i210IT GbE controller
Audio	HD audio link
TPM	Supports TPM 2.0 SLB9665TT
Display	
Graphic Chipset	Integrated Vega Core Graphics controller
Graphic Interface	Dual Channels 24-bit LVDS, with resolution up to 1920x1200@60Hz
	2 x DDI ports
OS support	Windows 10 64-bit, Linux: Ubuntu

Mechanical & Environmental	
Power Requirement	8.5V~20V wide range voltage input, +5VSB
Power Consumption	1.92A@12V (R1606G typical)
Operating Temp.	-20 ~ 70°C (-4 ~ 158°F)
Operating Humidity	10 ~ 95% @ 70°C (non-condensing)
Dimension (L x W)	95 x 95 mm (3.7" x 3.7")

Ordering Information

EmETXe-a10R0-R1606G	AMD Ryzen Embedded R1000 R1606G COM Express® Compact Type 6 CPU Module
EmETXe-a10R0-R1505G	AMD Ryzen Embedded R1000 R1505G COM Express® Compact Type 6 CPU Module

Optional Accessories

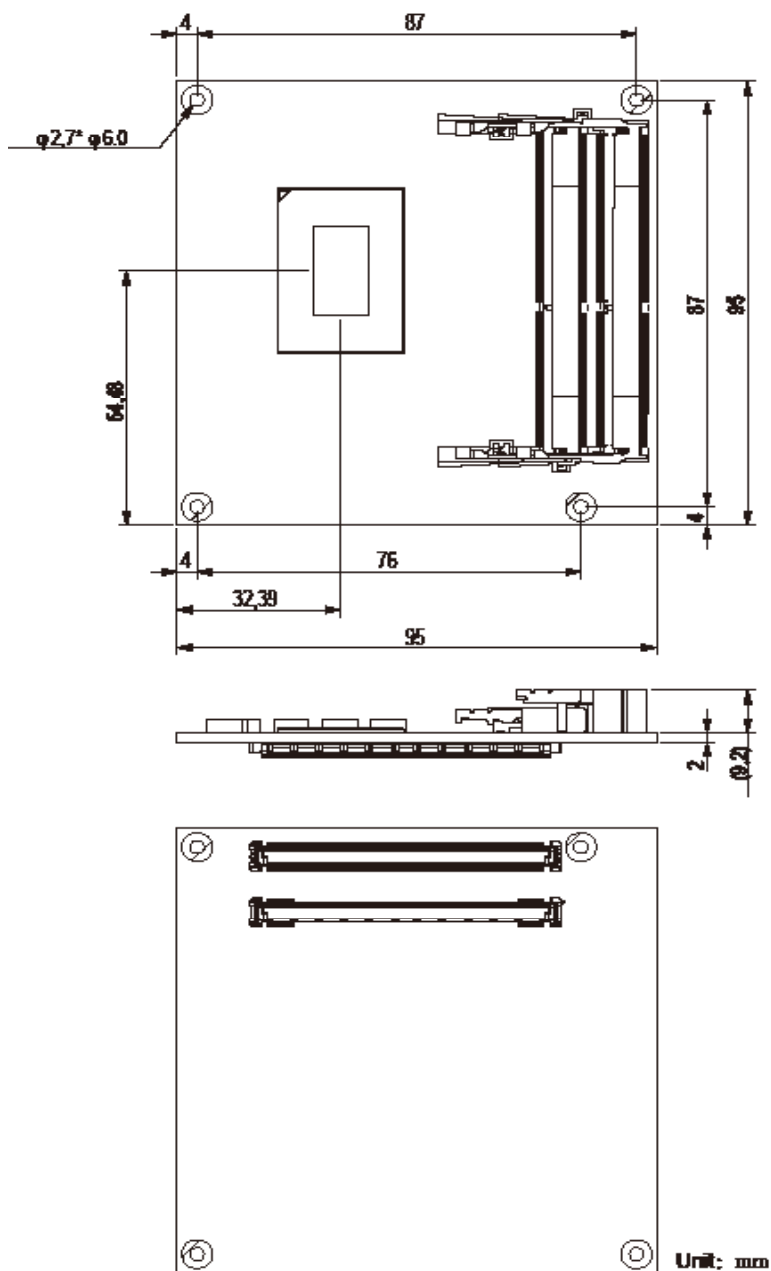
HS-10M0-F2-T	Heat spreader, with threaded standoffs (95x95x11mm)
HS-10M0-F2-NT	Heat spreader, without threaded standoffs (95x95x11mm)
HS-10M0-C1	Heat sink with Fan, PAD (95x95x51mm)
PBE-1705-F1	COM Express® Type 6 evaluation carrier board with SIO F71869ED module in ATX form factor
CBK-03-1705-00	Cable kit 1 x SATA cable 2 x COM Flat cables

Driver (7.5A) Installation

To install the drivers, please visit our website at www.arbor.technology.com and download the driver pack from the product page.

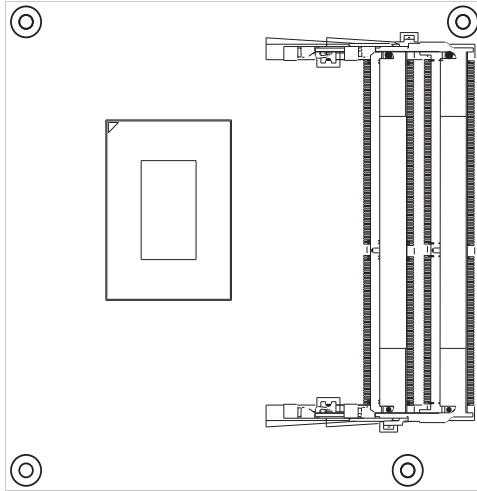
Driver	Path
Audio	\\EmETXe-a10R0\Audio\Win10_Win8.1_Win8_Win7_WHQLx64
Chipset	\\EmETXe-a10R0\SOC\19.30.01.36.190821a-346304C-AES
LAN	\\EmETXe-a10R0\LAN

Board Dimensions

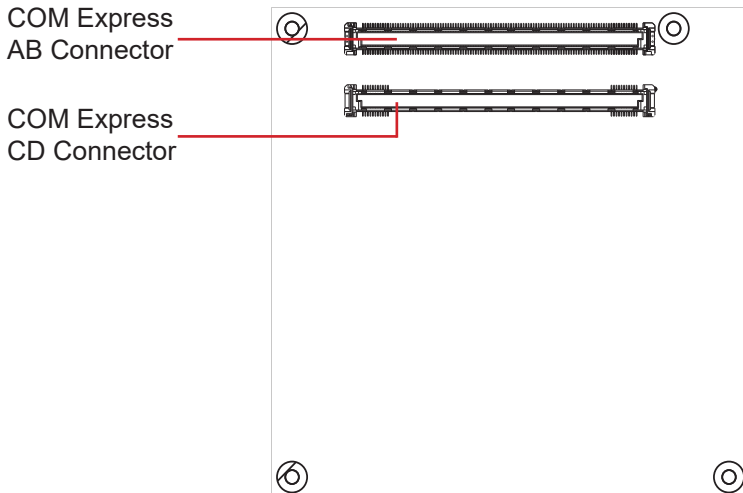


Connectors Quick Reference

Top Side



Bottom Side



COM Express AB Connector (bottom side)

B1	GND(FIXED)	GND(FIXED)	A1	B56	PCIE_RX4-	PCIE_TX4-	A56
B2	GBE0_ACT#	GBE0_MDIO3-	A2	B57	GND	GND	A57
B3	LPC_FRAME#	GBE0_MDIO3+	A3	B58	N/C	N/C	A58
B4	LPC_AD0	GBE0_LINK100#	A4	B59	N/C	N/C	A59
B5	LPC_AD1	GBE0_LINK1000#	A5	B60	GND(FIXED)	GND(FIXED)	A60
B6	LPC_AD2	GBE0_MDIO2-	A6	B61	N/C	N/C	A61
B7	LPC_AD3	GBE0_MDIO2+	A7	B62	N/C	N/C	A62
B8	LPC_DRQ0#	N/C	A8	B63	GPO3	GPI1	A63
B9	LPC_DRQ1#	GBE0_MDIO1-	A9	B64	PCIE_RX1+	PCIE_TX1+	A64
B10	LPC_CLK	GBE0_MDIO1+	A10	B65	PCIE_RX1-	PCIE_TX1-	A65
B11	GND(FIXED)	GND(FIXED)	A11	B66	WAKE0#	GND	A66
B12	PWRBTN#	GBE0_MDIO-	A12	B67	WAKE1#	GPI2	A67
B13	SMB_CK	GBE0_MDIO+	A13	B68	PCIE_RX0+	PCIE_TX0+	A68
B14	SMB_DAT	N/C	A14	B69	PCIE_RX0-	PCIE_TX0-	A69
B15	SMB_ALERT#	SUS_S3#	A15	B70	GND(FIXED)	GND(FIXED)	A70
B16	SATA1_TX+	SATA0_TX+	A16	B71	LVDS_B0+	LVDS_A0+	A71
B17	SATA1_TX-	SATA0_TX-	A17	B72	LVDS_B0-	LVDS_A0-	A72
B18	SUS_STAT#	SUS_S4#	A18	B73	LVDS_B1+	LVDS_A1+	A73
B19	SATA1_RX+	SATA0_RX+	A19	B74	LVDS_B1-	LVDS_A1-	A74
B20	SATA1_RX-	SATA0_RX-	A20	B75	LVDS_B2+	LVDS_A2+	A75
B21	GND(FIXED)	GND(FIXED)	A21	B76	LVDS_B2-	LVDS_A2-	A76
B22	N/C	N/C	A22	B77	LVDS_B3+	LVDS_VDD_EN	A77
B23	N/C	N/C	A23	B78	LVDS_B3-	LVDS_A3+	A78
B24	PWR_OK	SUS_S5#	A24	B79	LVDS_BKLT_EN	LVDS_A3-	A79
B25	N/C	N/C	A25	B80	GND(FIXED)	GND(FIXED)	A80
B26	N/C	N/C	A26	B81	LVDS_B_CK+	LVDS_A_CK+	A81
B27	WDT	BATLOW#	A27	B82	LVDS_B_CK-	LVDS_A_CK-	A82
B28	AD/HAD_SDIN2	(S)ATA_ACT#	A28	B83	LVDS_BKLT_CTRL	LVDS_I2C_CK	A83
B29	AD/HAD_SDIN1	AC/HAD_SYNC	A29	B84	VCC_5V_SBY	LVDS_I2C_DAT	A84
B30	AD/HAD_SDINO	AC/HAD_RST#	A30	B85	VCC_5V_SBY	GPI3	A85
B31	GND(FIXED)	GND(FIXED)	A31	B86	VCC_5V_SBY	RSVD	A86
B32	SPKR	AC/HAD_BITCLK	A32	B87	VCC_5V_SBY	RSVD	A87
B33	I2C_CK	AC/HAD_SDOUT	A33	B88	BIOS_DIS1#	PCIE_CLK_REF+	A88
B34	I2C_DAT	BIOS_DIS0#	A34	B89	N/C	PCIE_CLK_REF-	A89
B35	THRM#	THRMTRIP#	A35	B90	GND(FIXED)	GND(FIXED)	A90
B36	USB7-	USB6-	A36	B91	N/C	SPI_POWER	A91
B37	USB7+	USB6+	A37	B92	N/C	SPI_MISO	A92
B38	USB_4_5_OC#	USB_6_7_OC#	A38	B93	N/C	GPO0	A93
B39	USB5-	USB4-	A39	B94	N/C	SPI_CLK	A94
B40	USB5+	USB4+	A40	B95	N/C	SPI_MOSI	A95
B41	GND(FIXED)	GND(FIXED)	A41	B96	N/C	TPM_PP	A96
B42	USB3-	USB2-	A42	B97	SPI_CS#	N/C	A97
B43	USB3+	USB2+	A43	B98	N/C	SER0_TX	A98
B44	USB_0_1_OC#	USB_2_3_OC#	A44	B99	N/C	SER0_RX	A99
B45	USB1-	USB0-	A45	B100	GND(FIXED)	GND(FIXED)	A100
B46	USB1+	USB0+	A46	B101	FAN_PWNOUT	SER1_TX	A101
B47	EXCD1_PERST#	VCC_RTC	A47	B102	FAN_TACHIN	SER1_RX	A102
B48	EXCD1_CPPE#	EXCD0_PERST#	A48	B103	SLEEP#	LID#	A103
B49	SYS_RESET#	EXCD0_CPPE#	A49	B104	VCC_12V	VCC_12V	A104
B50	CB_RESET#	LPC_SERIRQ	A50	B105	VCC_12V	VCC_12V	A105
B51	GND(FIXED)	GND(FIXED)	A51	B106	VCC_12V	VCC_12V	A106
B52	PCIE_RX5+	PCIE_TX5+	A52	B107	VCC_12V	VCC_12V	A107
B53	PCIE_RX5-	PCIE_TX5-	A53	B108	VCC_12V	VCC_12V	A108
B54	GPO1	GPI0	A54	B109	VCC_12V	VCC_12V	A109
B55	PCIE_RX4+	PCIE_TX4+	A55	B110	GND(FIXED)	GND(FIXED)	A110

COM Express CD Connector (bottom side)

D1	GND(FIXED)	GND(FIXED)	C1	D56	PEG_TX1-	PEG_RX1-	C56
D2	GND	GND	C2	D57	TYPE2#	N/C	C57
D3	USB_SSTX0-	USB_SSRX0-	C3	D58	PEG_TX2+	PEG_RX2+	C58
D4	USB_SSTX0+	USB_SSRX0+	C4	D59	PEG_TX2-	PEG_RX2-	C59
D5	GND	GND	C5	D60	GND(FIXED)	GND(FIXED)	C60
D6	USB_SSTX1-	USB_SSRX1-	C6	D61	PCIEX_TX3+	PCIEX_RX3+	C61
D7	USB_SSTX1+	USB_SSRX1+	C7	D62	PCIEX_TX3-	PCIEX_RX3-	C62
D8	GND	GND	C8	D63	RSVD	RSVD	C63
D9	N/C	N/C	C9	D64	RSVD	RSVD	C64
D10	N/C	N/C	C10	D65	N/C	N/C	C65
D11	GND(FIXED)	GND(FIXED)	C11	D66	N/C	N/C	C66
D12	N/C	N/C	C12	D67	RSVD	RSVD	C67
D13	N/C	N/C	C13	D68	N/C	N/C	C68
D14	GND	GND	C14	D69	N/C	N/C	C69
D15	DDI1_CTRLCLK_AUX+	N/C	C15	D70	GND(FIXED)	GND(FIXED)	C70
D16	DDI1_CTRLCLK_AUX-	N/C	C16	D71	N/C	N/C	C71
D17	RSVD	RSVD	C17	D72	N/C	N/C	C72
D18	RSVD	RSVD	C18	D73	GND	GND	C73
D19	PCIEX_RX6+	PCIEX_RX6+	C19	D74	N/C	N/C	C74
D20	PCIEX_TX6-	PCIEX_RX6-	C20	D75	N/C	N/C	C75
D21	GND(FIXED)	GND(FIXED)	C21	D76	GND	GND	C76
D22	PCIEX_TX7+	PCIEX_RX7+	C22	D77	RSVD	RSVD	C77
D23	PCIEX_TX7-	PCIEX_RX7-	C23	D78	N/C	N/C	C78
D24	RSVD	DDI1_HPD	C24	D79	N/C	N/C	C79
D25	RSVD	N/C	C25	D80	GND(FIXED)	GND(FIXED)	C80
D26	DDI1_PAIR0+	N/C	C26	D81	N/C	N/C	C81
D27	DDI1_PAIR0-	RSVD	C27	D82	N/C	N/C	C82
D28	RSVD	RSVD	C28	D83	RSVD	RSVD	C83
D29	DDI1_PAIR1+	N/C	C29	D84	GND	GND	C84
D30	DDI1_PAIR1-	N/C	C30	D85	N/C	N/C	C85
D31	GND(FIXED)	GND(FIXED)	C31	D86	N/C	N/C	C86
D32	DDI1_PAIR2+	DDI2_CTRLCLK_AUX+	C32	D87	GND	GND	C87
D33	DDI1_PAIR2-	DDI2_CTRLCLK_AUX-	C33	D88	N/C	N/C	C88
D34	DDI1_DDC_AUX_SEL	DDI2_DDC_AUX_SEL	C34	D89	N/C	N/C	C89
D35	RSVD	RSVD	C35	D90	GND(FIXED)	GND(FIXED)	C90
D36	DDI1_PAIR3+	N/C	C36	D91	N/C	N/C	C91
D37	DDI1_PAIR3-	N/C	C37	D92	N/C	N/C	C92
D38	RSVD	N/C	C38	D93	GND	GND	C93
D39	N/C	N/C	C39	D94	N/C	N/C	C94
D40	N/C	N/C	C40	D95	N/C	N/C	C95
D41	GND(FIXED)	GND(FIXED)	C41	D96	GND	GND	C96
D42	N/C	N/C	C42	D97	RSVD	RSVD	C97
D43	N/C	N/C	C43	D98	N/C	N/C	C98
D44	N/C	N/C	C44	D99	N/C	N/C	C99
D45	RSVD	RSVD	C45	D100	GND(FIXED)	GND(FIXED)	C100
D46	N/C	N/C	C46	D101	N/C	N/C	C101
D47	N/C	N/C	C47	D102	N/C	N/C	C102
D48	RSVD	RSVD	C48	D103	GND	GND	C103
D49	N/C	N/C	C49	D104	VCC_12V	VCC_12V	C104
D50	N/C	N/C	C50	D105	VCC_12V	VCC_12V	C105
D51	GND(FIXED)	GND(FIXED)	C51	D106	VCC_12V	VCC_12V	C106
D52	PEG_TX0+	PEG_RX0+	C52	D107	VCC_12V	VCC_12V	C107
D53	PEG_TX0-	PEG_RX0-	C53	D108	VCC_12V	VCC_12V	C108
D54	PEG_LANE_RV#	N/C	C54	D109	VCC_12V	VCC_12V	C109
D55	PEG_TX1+	PEG_RX1+	C55	D110	GND(FIXED)	GND(FIXED)	C110