



# PBPCI- 4SA

*4-slot PCI Passive Backplane*




- 4-slot PCI Backplane with ATX or AT Power Connectors
- 4-slot PCI backplane
- ATX, AT Connectors
- LED power indicators: +5 V, -5 V, +12 V, -12 V, +3 V and 5VSB
- 4-layer PCB with Ground/Power planes
- High quality Molex connectors
- Size: 175.3x98.4 mm

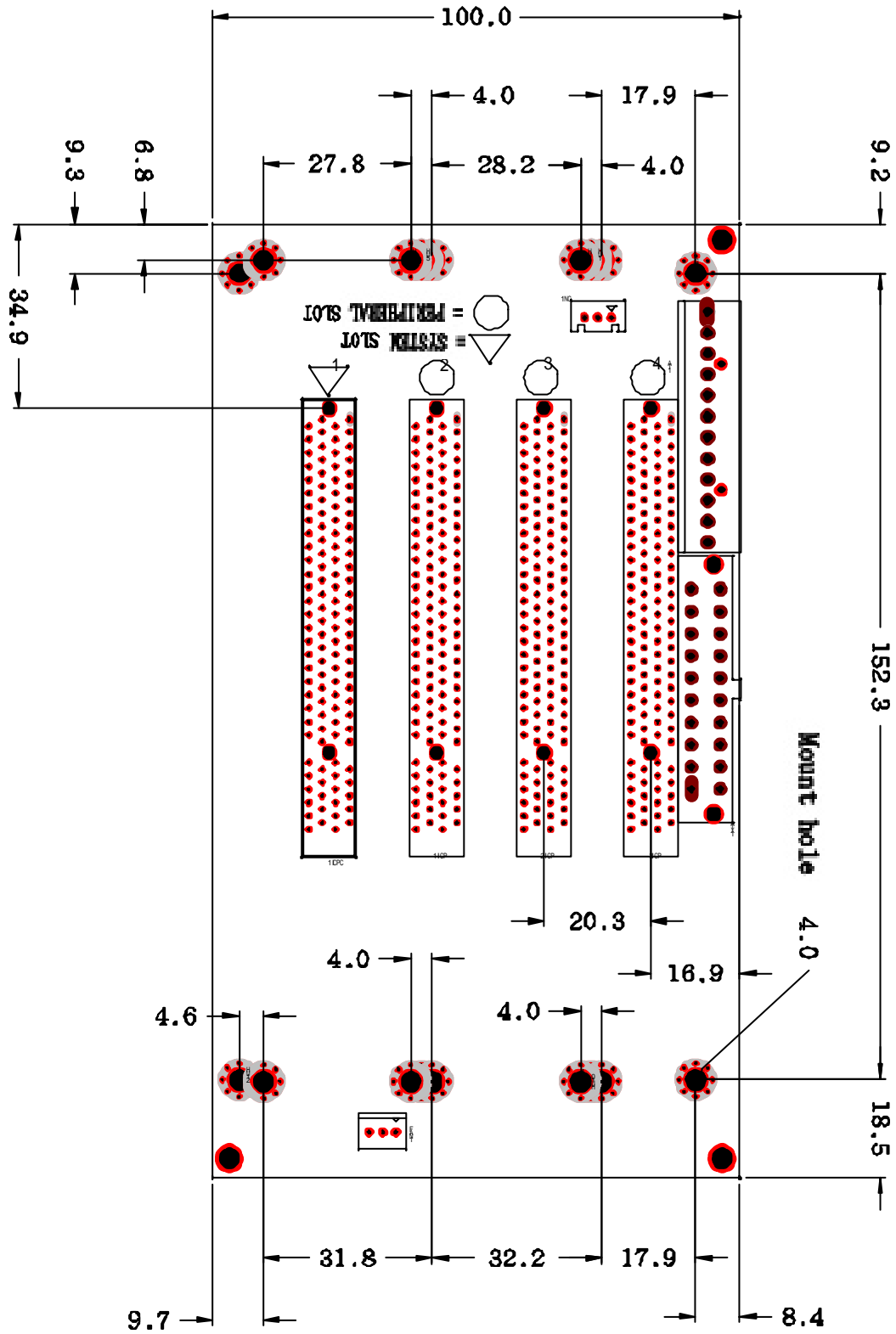
# Board Image (PBPCI-4SA)



# Board Image (PBPCI-4SA/AT)

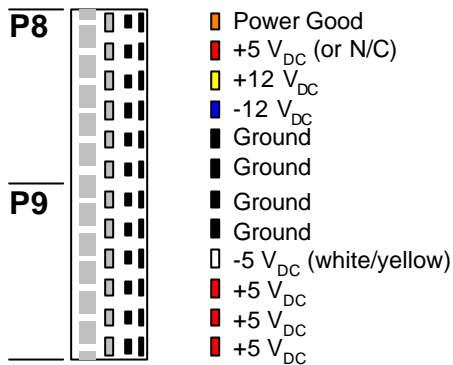


# Dimensions

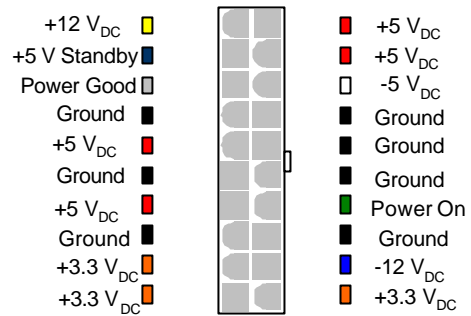


# Connectors

## AT1 : AT Power Connectors



## ATX1 : ATX Power Connector



## System Fan Connector

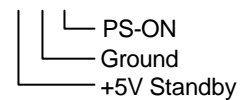
Connector : FAN1

Type : onboard 3-pin wafer connector



Pin	Description
1	GND
2	+12V
3	NC

## CN1 : ATX Feature Control



PCI Bus Map : PCI series				
PBPCI Type	PCI1	PCI2	PCI3	PCI4
PBPCI-3SA Rev:1.0-10	AD29/INTD	AD28/INTA	-	-
PBPCI-4SA Rev:1.0-10	AD30/INTC	AD29/INTD	AD28/INTA	-
PBPCI-4SA/AT Rev:1.0-10	AD30/INTC	AD29/INTD	AD28/INTA	-
PBPCI-6SA	AD31/INTB	AD30/INTC	AD29/INTD	AD28/INTA
PBPCI-20SA	AD17/INTB	AD18/INTC	AD19/INTD	AD20/INTA